

# ASSEMBLING & INSTALLATION INSTRUCTIONS PRODUCT# 8842-64

## For Wall Mount Fixture

**WARNING! SHUT POWER OFF AT FUSE OR CIRCUIT BREAKER.  
ATTENTION! COUPER LE COURANT AU FUSIBLE OU LE DISJONCTEUR.**

### MOUNTING THE FIXTURE

#### Installation (see fig.1)

1. Disconnect power at main electrical panel before installation.
2. Attach the mounting plate to the junction box using two junction box screw. The side of the mounting plate marked "GND" must face out.
3. Guide fixture wires through hole in center of mounting plate.
4. Follow wiring instructions carefully (see fig.2)
5. Mount fixture by aligning mounting holes in fixture back plate with mounting screws and threading ball nuts (G) onto mounting screws.
6. Hook the arms (C) to the hook on the fixture body (F).
7. Thread the nipple (H) into bottom of fixture body (F) and screw it with the finial (I).
8. Place the socket sleeve (D) over the socket (E) of the fixture body (F). Install the light bulbs and clip the cloth shades (B) on to the bulbs, then screw the finial (A) onto shades (B).
9. Install the light bulbs in accordance with the fixture's specifications. **DO NOT EXCEED THE MAXIMUM WATTAGE RATING!**

#### Wiring (see fig.2)

1. Connect the electrical wires as follows. Connect the Black wire from the fixture to the black house (hot) Wire. Connect the white wire from the fixture to the white (neutral) house wire. Make sure all wire nuts are secured. You may wrap the connections with electrical tape. If your outlet box has a ground wire (green or bare copper) connect fixture's ground wire to it. Otherwise attach the bare copper fixture wire to the green ground screw on the mounting plate.
2. Tuck the wire connections neatly into the wall junction box.

Fig.1

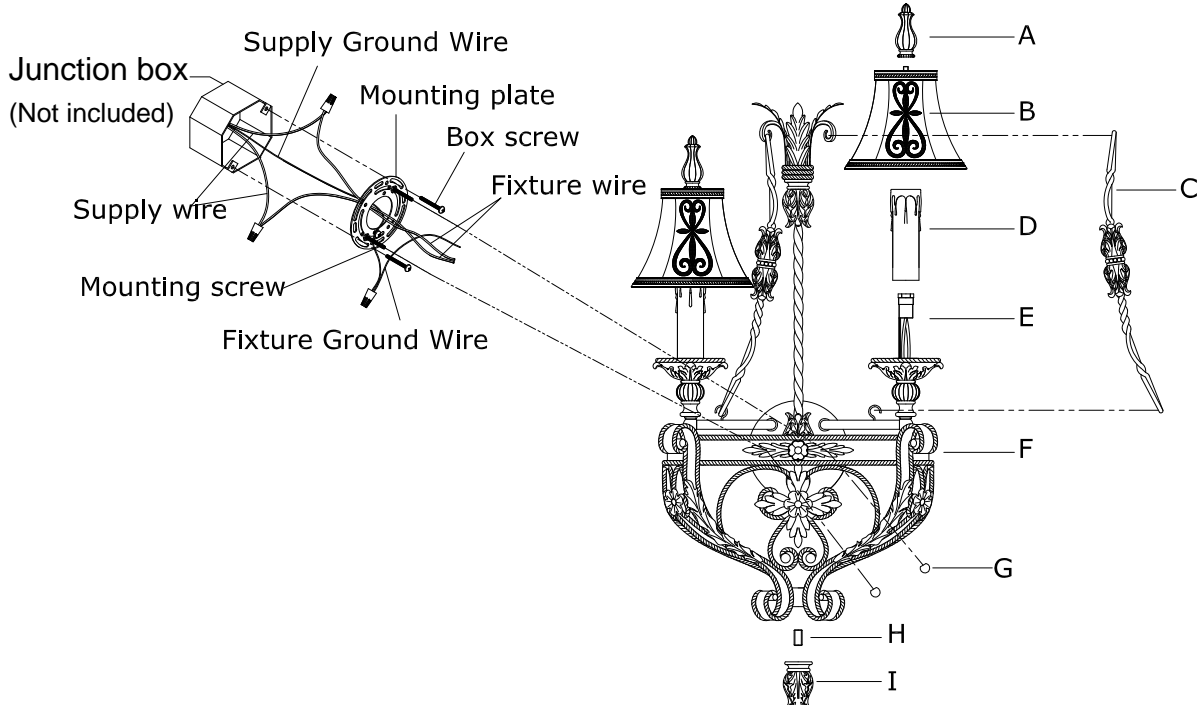





Fig.2

<p>FIXTURE WIRES Black or Smooth</p> 	<p>HOUSE WIRES Black (Hot)</p>	<p>FIXTURE WIRES White or Ribbed</p> 	<p>HOUSE WIRES White (Neutral)</p>	<p>FIXTURE WIRES Bare Copper (Ground)</p> 	<p>HOUSE WIRES Green or Bare Copper (Ground)</p>
--	------------------------------------	--	--	---	--

**LIVEX**<sup>®</sup>  
LIGHTING  
EST. 1993

DOC20141208842